



菜の花


①色面は内側




②三角形に折る(反対側も同様に)




③正方形に折る(反対側も同様に)




④内側に重ねてお折る




⑤各面の中央に両端を折る




⑥他の3面も膿瘍に




⑦上部を半円状に切り取る




⑧なるべく丸くなるように



⑨ 三角形の頂点の方を円に切り取った方に折る(約 1/2 程度)



⑩円形部分を外側に開く



⑪三角形部分は半分に折り曲げてまとめる

